

STATISTICS



5

The density of an object is equal to the mass of the object divided by the volume of the object. What is the volume, in milliliters, of an object with a mass of 24 grams and a density of 3 grams per milliliter?

- A) 0.125
- B) 8
- C) 21
- D) 72

6

Last week Raul worked 11 more hours than Angelica. If they worked a combined total of 59 hours, how many hours did Angelica work last week?

- A) 24
- B) 35
- C) 40
- D) 48

7

Movies with Greatest Ticket Sales in 2012

MPAA rating	Type of movie				Total
	Action	Animated	Comedy	Drama	
PG	2	7	0	2	11
PG-13	10	0	4	8	22
R	6	0	5	6	17
Total	18	7	9	16	50

The table above represents the 50 movies that had the greatest ticket sales in 2012, categorized by movie type and Motion Picture Association of America (MPAA) rating. What proportion of the movies are comedies with a PG-13 rating?

- A) $\frac{2}{25}$
- B) $\frac{9}{50}$
- C) $\frac{2}{11}$
- D) $\frac{11}{25}$

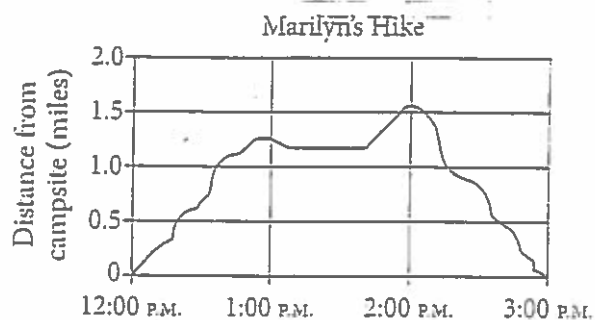
8

Line ℓ in the xy -plane contains points from each of Quadrants II, III, and IV, but no points from Quadrant I. Which of the following must be true?

- A) The slope of line ℓ is undefined.
- B) The slope of line ℓ is zero.
- C) The slope of line ℓ is positive.
- D) The slope of line ℓ is negative.



1



The graph above shows Marilyn's distance from her campsite during a 3-hour hike. She stopped for 30 minutes during her hike to have lunch. Based on the graph, which of the following is closest to the time she finished lunch and continued her hike?

- A) 12:40 P.M.
- B) 1:10 P.M.
- C) 1:40 P.M.
- D) 2:00 P.M.

2

Gender	Age		Total
	Under 40	40 or older	
Male	12	2	14
Female	8	3	11
Total	20	5	25

The table above shows the distribution of age and gender for 25 people who entered a contest. If the contest winner will be selected at random, what is the probability that the winner will be either a female under age 40 or a male age 40 or older?

- A) $\frac{1}{25}$
- B) $\frac{10}{25}$
- C) $\frac{11}{25}$
- D) $\frac{16}{25}$



20

Alma bought a laptop computer at a store that gave a 20 percent discount off its original price. The total amount she paid to the cashier was p dollars, including an 8 percent sales tax on the discounted price. Which of the following represents the original price of the computer in terms of p ?

- A) $0.88p$
- B) $\frac{p}{0.88}$
- C) $(0.8)(1.08)p$
- D) $\frac{p}{(0.8)(1.08)}$

21

Dreams Recalled during One Week

	None	1 to 4	5 or more	Total
Group X	15	28	57	100
Group Y	21	11	68	100
Total	36	39	125	200

The data in the table above were produced by a sleep researcher studying the number of dreams people recall when asked to record their dreams for one week. Group X consisted of 100 people who observed early bedtimes, and Group Y consisted of 100 people who observed later bedtimes. If a person is chosen at random from those who recalled at least 1 dream, what is the probability that the person belonged to Group Y?

- A) $\frac{68}{100}$
- B) $\frac{79}{100}$
- C) $\frac{79}{164}$
- D) $\frac{164}{200}$



24

Which of the following is an equation of a circle in the xy -plane with center $(0, 4)$ and a radius with endpoint $\left(\frac{4}{3}, 5\right)$?

- A) $x^2 + (y - 4)^2 = \frac{25}{9}$
 B) $x^2 + (y + 4)^2 = \frac{25}{9}$
 C) $x^2 + (y - 4)^2 = \frac{5}{3}$
 D) $x^2 + (y + 4)^2 = \frac{3}{5}$

25

$$h = -4.9t^2 + 25t$$

The equation above expresses the approximate height h , in meters, of a ball t seconds after it is launched vertically upward from the ground with an initial velocity of 25 meters per second. After approximately how many seconds will the ball hit the ground?

- A) 3.5
 B) 4.0
 C) 4.5
 D) 5.0

26

Katarina is a botanist studying the production of pears by two types of pear trees. She noticed that Type A trees produced 20 percent more pears than Type B trees did. Based on Katarina's observation, if the Type A trees produced 144 pears, how many pears did the Type B trees produce?

- A) 115
 B) 120
 C) 124
 D) 173

27

A square field measures 10 meters by 10 meters. Ten students each mark off a randomly selected region of the field; each region is square and has side lengths of 1 meter, and no two regions overlap. The students count the earthworms contained in the soil to a depth of 5 centimeters beneath the ground's surface in each region. The results are shown in the table below.

Region	Number of earthworms	Region	Number of earthworms
A	107	F	141
B	147	G	150
C	146	H	154
D	135	I	176
E	149	J	166

Which of the following is a reasonable approximation of the number of earthworms to a depth of 5 centimeters beneath the ground's surface in the entire field?

- A) 150
 B) 1,500
 C) 15,000
 D) 150,000



29

Gender	Handedness	
	Left	Right
Female		
Male		
Total	18	122

The incomplete table above summarizes the number of left-handed students and right-handed students by gender for the eighth-grade students at Keisel Middle School. There are 5 times as many right-handed female students as there are left-handed female students, and there are 9 times as many right-handed male students as there are left-handed male students. If there is a total of 18 left-handed students and 122 right-handed students in the school, which of the following is closest to the probability that a right-handed student selected at random is female? (Note: Assume that none of the eighth-grade students are both right-handed and left-handed.)

- A) 0.410
- B) 0.357
- C) 0.333
- D) 0.250

30

$$3x + b = 5x - 7$$

$$3y + c = 5y - 7$$

In the equations above, b and c are constants.

If b is c minus $\frac{1}{2}$, which of the following is true?

- A) x is y minus $\frac{1}{4}$.
- B) x is y minus $\frac{1}{2}$.
- C) x is y minus 1.
- D) x is y plus $\frac{1}{2}$.



13

		Course			Total
		Algebra I	Geometry	Algebra II	
Gender	Female	35	53	62	150
	Male	44	59	57	160
	Total	79	112	119	310

A group of tenth-grade students responded to a survey that asked which math course they were currently enrolled in. The survey data were broken down as shown in the table above. Which of the following categories accounts for approximately 19 percent of all the survey respondents?

- A) Females taking Geometry
- B) Females taking Algebra II
- C) Males taking Geometry
- D) Males taking Algebra I

14

Lengths of Fish (in inches)						
8	9	9	9	10	10	11
11	12	12	12	12	13	13
13	14	14	15	15	16	24

The table above lists the lengths, to the nearest inch, of a random sample of 21 brown bullhead fish. The outlier measurement of 24 inches is an error. Of the mean, median, and range of the values listed, which will change the most if the 24-inch measurement is removed from the data?

- A) Mean
- B) Median
- C) Range
- D) They will all change by the same amount.



9

Number of Registered Voters
in the United States in 2012, in Thousands

Region	Age, in years					Total
	18 to 24	25 to 44	45 to 64	65 to 74	75 and older	
Northeast	2,713	8,159	10,986	3,342	2,775	27,975
Midwest	3,453	11,237	13,865	4,221	3,350	36,126
South	5,210	18,072	21,346	7,272	4,969	56,869
West	3,390	10,428	11,598	3,785	2,986	32,187
Total	14,766	47,896	57,795	18,620	14,080	153,157

The table above shows the number of registered voters in 2012, in thousands, in four geographic regions and five age groups. Based on the table, if a registered voter who was 18 to 44 years old in 2012 is chosen at random, which of the following is closest to the probability that the registered voter was from the Midwest region?

- A) 0.10
- B) 0.25
- C) 0.40
- D) 0.75



Questions 9 and 10 refer to the following information.

$$a = 1,052 + 1.08t$$

The speed of a sound wave in air depends on the air temperature. The formula above shows the relationship between a , the speed of a sound wave, in feet per second, and t , the air temperature, in degrees Fahrenheit ($^{\circ}\text{F}$).

9

Which of the following expresses the air temperature in terms of the speed of a sound wave?

A) $t = \frac{a - 1,052}{1.08}$

B) $t = \frac{a + 1,052}{1.08}$

C) $t = \frac{1,052 - a}{1.08}$

D) $t = \frac{1.08}{a + 1,052}$

10

At which of the following air temperatures will the speed of a sound wave be closest to 1,000 feet per second?

A) -46°F

B) -48°F

C) -49°F

D) -50°F

11

Which of the following numbers is NOT a solution of the inequality $3x - 5 \geq 4x - 3$?

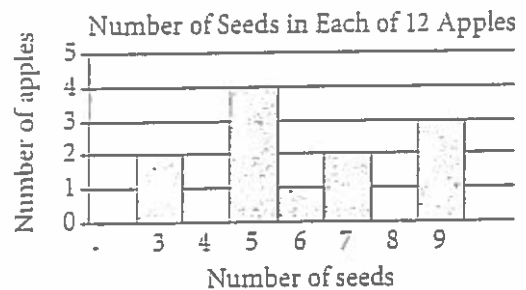
A) -1

B) -2

C) -3

D) -5

12



Based on the histogram above, of the following, which is closest to the average (arithmetic mean) number of seeds per apple?

A) 4

B) 5

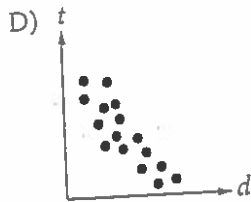
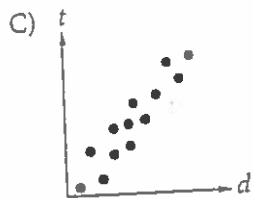
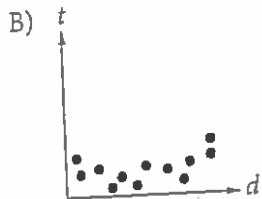
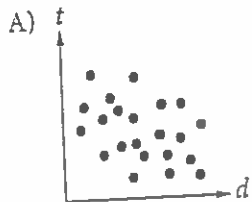
C) 6

D) 7



5

Which of the following graphs best shows a strong negative association between d and t ?



6

1 decagram = 10 grams
1,000 milligrams = 1 gram

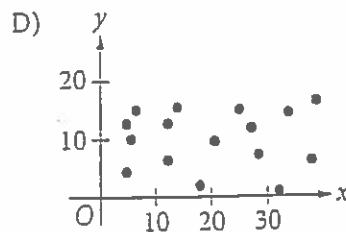
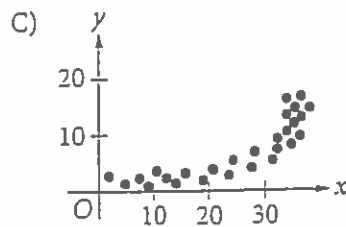
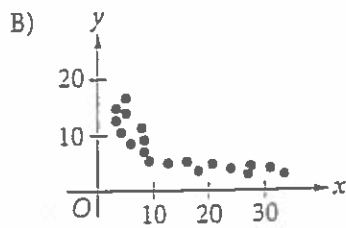
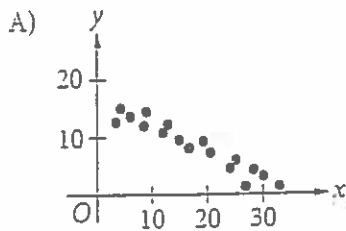
A hospital stores one type of medicine in 2-decagram containers. Based on the information given in the box above, how many 1-milligram doses are there in one 2-decagram container?

- A) 0.002
- B) 200
- C) 2,000
- D) 20,000



15

Which of the following scatterplots shows a relationship that is appropriately modeled with the equation $y = ax^b$, where a is positive and b is negative?



Questions 16 and 17 refer to the following information.

Mr. Martinson is building a concrete patio in his backyard and deciding where to buy the materials and rent the tools needed for the project. The table below shows the materials' cost and daily rental costs for three different stores.

Store	Materials' Cost, M (dollars)	Rental cost of wheelbarrow, W (dollars per day)	Rental cost of concrete mixer, K (dollars per day)
A	750	15	65
B	600	25	80
C	700	20	70

The total cost, y , for buying the materials and renting the tools in terms of the number of days, x , is given by $y = M + (W + K)x$.

16

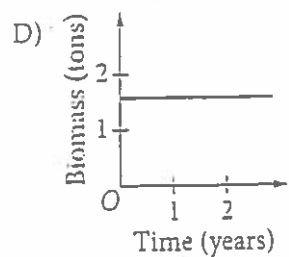
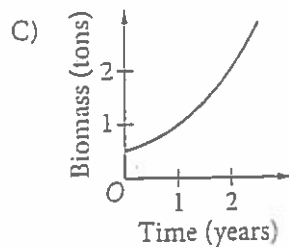
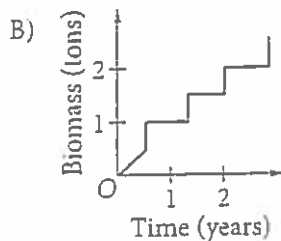
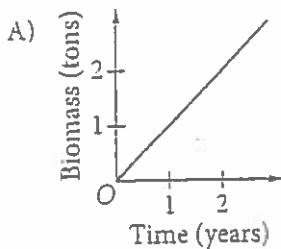
For what number of days, x , will the total cost of buying the materials and renting the tools from Store B be less than or equal to the total cost of buying the materials and renting the tools from Store A?

- A) $x \leq 6$
- B) $x \geq 6$
- C) $x \leq 7.3$
- D) $x \geq 7.3$

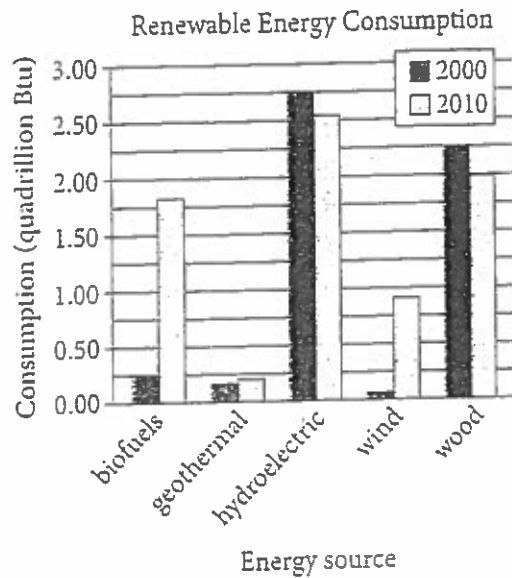


20

The mass of living organisms in a lake is defined to be the biomass of the lake. If the biomass in a lake doubles each year, which of the following graphs could model the biomass in the lake as a function of time? (Note: In each graph below, O represents $(0, 0)$.)



Questions 21 and 22 refer to the following information.



The bar graph above shows renewable energy consumption in quadrillions of British thermal units (Btu) in the United States, by energy source, for several energy sources in the years 2000 and 2010.

21

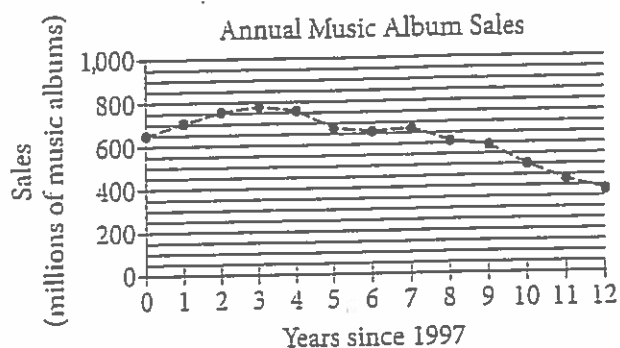
In a scatterplot of this data, where renewable energy consumption in the year 2000 is plotted along the x -axis and renewable energy consumption in the year 2010 is plotted along the y -axis for each of the given energy sources, how many data points would be above the line $y = x$?

- A) 1
- B) 2
- C) 3
- D) 4



3

The graph below shows the total number of music album sales, in millions, each year from 1997 through 2009.



Based on the graph, which of the following best describes the general trend in music album sales from 1997 through 2009?

- A) Sales generally increased each year since 1997.
- B) Sales generally decreased each year since 1997.
- C) Sales increased until 2000 and then generally decreased.
- D) Sales generally remained steady from 1997 through 2009.

4

n	1	2	3	4
$f(n)$	-2	1	4	7

The table above shows some values of the linear function f . Which of the following defines f ?

- A) $f(n) = n - 3$
- B) $f(n) = 2n - 4$
- C) $f(n) = 3n - 5$
- D) $f(n) = 4n - 6$

5

At Lincoln High School, approximately 7 percent of enrolled juniors and 5 percent of enrolled seniors were inducted into the National Honor Society last year. If there were 562 juniors and 602 seniors enrolled at Lincoln High School last year, which of the following is closest to the total number of juniors and seniors at Lincoln High School last year who were inducted into the National Honor Society?

- A) 140
- B) 69
- C) 39
- D) 30

6

$$3x^2 - 5x + 2$$

$$5x^2 - 2x - 6$$

Which of the following is the sum of the two polynomials shown above?

- A) $8x^2 - 7x - 4$
- B) $8x^2 + 7x - 4$
- C) $8x^4 - 7x^2 - 4$
- D) $8x^4 + 7x^2 - 4$



1

The monthly membership fee for an online television and movie service is \$9.80. The cost of viewing television shows online is included in the membership fee, but there is an additional fee of \$1.50 to rent each movie online. For one month, Jill's membership and movie rental fees were \$12.80. How many movies did Jill rent online that month?

- A) 1
- B) 2
- C) 3
- D) 4

2

One of the requirements for becoming a court reporter is the ability to type 225 words per minute. Donald can currently type 180 words per minute, and believes that with practice he can increase his typing speed by 5 words per minute each month. Which of the following represents the number of words per minute that Donald believes he will be able to type m months from now?

- A) $5 + 180m$
- B) $225 + 5m$
- C) $180 + 5m$
- D) $180 - 5m$

3

If a 3-pound pizza is sliced in half and each half is sliced into thirds, what is the weight, in ounces, of each of the slices? (1 pound = 16 ounces)

- A) 4
- B) 6
- C) 8
- D) 16

4

Nick surveyed a random sample of the freshman class of his high school to determine whether the Fall Festival should be held in October or November. Of the 90 students surveyed, 25.6% preferred October. Based on this information, about how many students in the entire 225-person class would be expected to prefer having the Fall Festival in October?

- A) 50
- B) 60
- C) 75
- D) 80



Questions 19 and 20 refer to the following information.

A sociologist chose 300 students at random from each of two schools and asked each student how many siblings he or she has. The results are shown in the table below.

Students' Sibling Survey

Number of siblings	Lincoln School	Washington School
0	120	140
1	80	110
2	60	30
3	30	10
4	10	10

There are a total of 2,400 students at Lincoln School and 3,300 students at Washington School.

19

What is the median number of siblings for all the students surveyed?

- A) 0
- B) 1
- C) 2
- D) 3

20

Based on the survey data, which of the following most accurately compares the expected total number of students with 4 siblings at the two schools?

- A) The total number of students with 4 siblings is expected to be equal at the two schools.
- B) The total number of students with 4 siblings at Lincoln School is expected to be 30 more than at Washington School.
- C) The total number of students with 4 siblings at Washington School is expected to be 30 more than at Lincoln School.
- D) The total number of students with 4 siblings at Washington School is expected to be 900 more than at Lincoln School.

21

A project manager estimates that a project will take x hours to complete, where $x > 100$. The goal is for the estimate to be within 10 hours of the time it will actually take to complete the project. If the manager meets the goal and it takes y hours to complete the project, which of the following inequalities represents the relationship between the estimated time and the actual completion time?

- A) $x + y < 10$
- B) $y > x + 10$
- C) $y < x - 10$
- D) $-10 < y - x < 10$



15

The distance traveled by Earth in one orbit around the Sun is about 580,000,000 miles. Earth makes one complete orbit around the Sun in one year. Of the following, which is closest to the average speed of Earth, in miles per hour, as it orbits the Sun?

- A) 66,000
- B) 93,000
- C) 210,000
- D) 420,000

16

Results on the Bar Exam of Law School Graduates

	Passed bar exam	Did not pass bar exam
Took review course	18	82
Did not take review course	7	93

The table above summarizes the results of 200 law school graduates who took the bar exam. If one of the surveyed graduates who passed the bar exam is chosen at random for an interview, what is the probability that the person chosen did not take the review course?

- A) $\frac{18}{25}$
- B) $\frac{7}{25}$
- C) $\frac{25}{200}$
- D) $\frac{7}{200}$

17

The atomic weight of an unknown element, in atomic mass units (amu), is approximately 20% less than that of calcium. The atomic weight of calcium is 40 amu. Which of the following best approximates the atomic weight, in amu, of the unknown element?

- A) 8
- B) 20
- C) 32
- D) 48

18

A survey was taken of the value of homes in a county, and it was found that the mean home value was \$165,000 and the median home value was \$125,000. Which of the following situations could explain the difference between the mean and median home values in the county?

- A) The homes have values that are close to each other.
- B) There are a few homes that are valued much less than the rest.
- C) There are a few homes that are valued much more than the rest.
- D) Many of the homes have values between \$125,000 and \$165,000.



12

On January 1, 2000, there were 175,000 tons of trash in a landfill that had a capacity of 325,000 tons. Each year since then, the amount of trash in the landfill increased by 7,500 tons. If y represents the time, in years, after January 1, 2000, which of the following inequalities describes the set of years where the landfill is at or above capacity?

- A) $325,000 - 7,500 \leq y$
- B) $325,000 \leq 7,500y$
- C) $150,000 \geq 7,500y$
- D) $175,000 + 7,500y \geq 325,000$

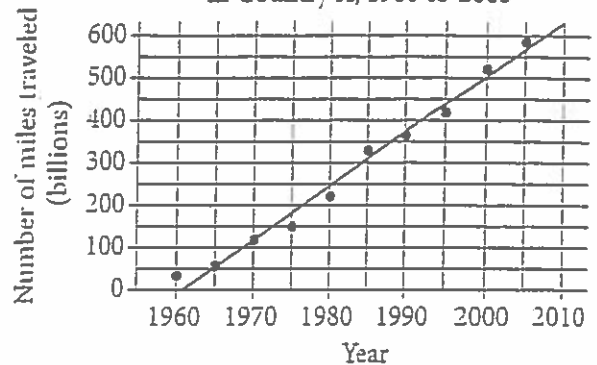
13

A researcher conducted a survey to determine whether people in a certain large town prefer watching sports on television to attending the sporting event. The researcher asked 117 people who visited a local restaurant on a Saturday, and 7 people refused to respond. Which of the following factors makes it least likely that a reliable conclusion can be drawn about the sports-watching preferences of all people in the town?

- A) Sample size
- B) Population size
- C) The number of people who refused to respond
- D) Where the survey was given

14

Miles Traveled by Air Passengers
in Country X, 1960 to 2005



According to the line of best fit in the scatterplot above, which of the following best approximates the year in which the number of miles traveled by air passengers in Country X was estimated to be 550 billion?

- A) 1997
- B) 2000
- C) 2003
- D) 2008

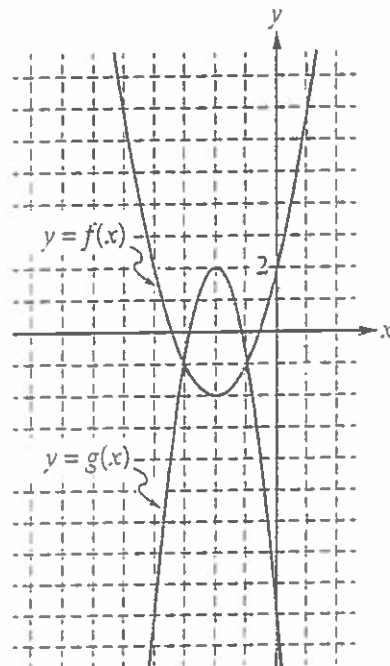


15

In order to determine if treatment X is successful in improving eyesight, a research study was conducted. From a large population of people with poor eyesight, 300 participants were selected at random. Half of the participants were randomly assigned to receive treatment X, and the other half did not receive treatment X. The resulting data showed that participants who received treatment X had significantly improved eyesight as compared to those who did not receive treatment X. Based on the design and results of the study, which of the following is an appropriate conclusion?

- A) Treatment X is likely to improve the eyesight of people who have poor eyesight.
- B) Treatment X improves eyesight better than all other available treatments.
- C) Treatment X will improve the eyesight of anyone who takes it.
- D) Treatment X will cause a substantial improvement in eyesight.

16



Graphs of the functions f and g are shown in the xy -plane above. For which of the following values of x does $f(x) + g(x) = 0$?

- A) -3
- B) -2
- C) -1
- D) 0



22

Of the following, which best approximates the percent decrease in consumption of wood power in the United States from 2000 to 2010 ?

- A) 6%
- B) 11%
- C) 21%
- D) 26%

23

The tables below give the distribution of high temperatures in degrees Fahrenheit ($^{\circ}\text{F}$) for City A and City B over the same 21 days in March.

City A

Temperature ($^{\circ}\text{F}$)	Frequency
80	3
79	14
78	2
77	1
76	1

City B

Temperature ($^{\circ}\text{F}$)	Frequency
80	6
79	3
78	2
77	4
76	6

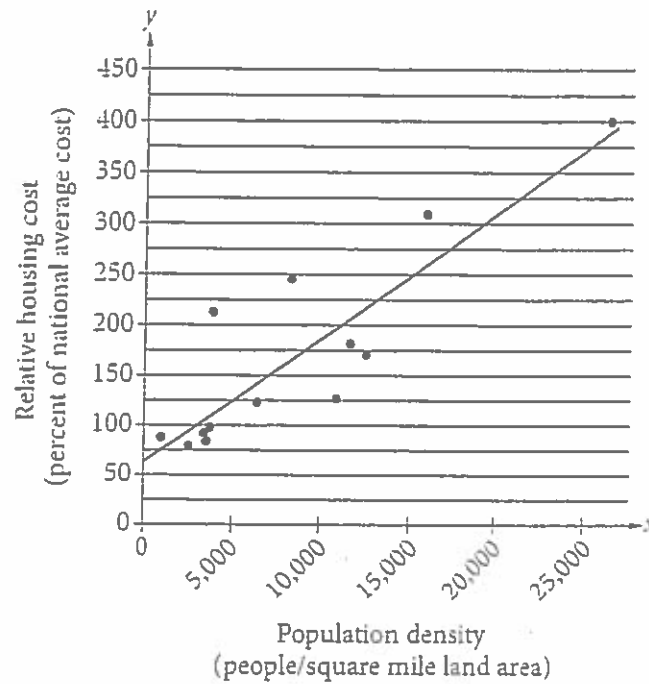
Which of the following is true about the data shown for these 21 days?

- A) The standard deviation of temperatures in City A is larger.
- B) The standard deviation of temperatures in City B is larger.
- C) The standard deviation of temperatures in City A is the same as that of City B.
- D) The standard deviation of temperatures in these cities cannot be calculated with the data provided.



27

The relative housing cost for a US city is defined to be the ratio $\frac{\text{average housing cost for the city}}{\text{national average housing cost}}$, expressed as a percent.



The scatterplot above shows the relative housing cost and the population density for several large US cities in the year 2005. The line of best fit is also shown and has equation $y = 0.0125x + 61$. Which of the following best explains how the number 61 in the equation relates to the scatterplot?

- A) In 2005, the lowest housing cost in the United States was about \$61 per month.
- B) In 2005, the lowest housing cost in the United States was about 61% of the highest housing cost.
- C) In 2005, even in cities with low population densities, housing costs were never below 61% of the national average.
- D) In 2005, even in cities with low population densities, housing costs were likely at least 61% of the national average.